



VOL 06/23

June 2023

PRESIDENT'S REPORT

Hi All an welcome to the June Talking Turning

At the May meeting the talent of our members was on display with the Presidents Challenge. The designs were many and varied and the time and care that members had taken to complete their turnings was evident. Voting was conducted by the members who were present and congratulations to the winners, Rick, Bruce and David who each received a voucher from Pop's Shed. (See pics later in Newsletter). Thanks again to Pop's Shed for supporting us.



Following on from the Challenge we had a very interesting talk on Photography by Ean Caldwell from the Doncaster Camera Club. Ean gave us examples of how we could set up our work paying attention to the background. Lighting was also emphasised as being important and showed us the advantages of using a light box. He also gave us a few hints on using mobile phones for photography.

This month we will be visiting the workshops of Richard Braun and Gary Jenvey. Bring along your show tell as we will be having a meeting and morning tea at Gary's place. (Full details later in TT).

A new Presidents challenge which will be due at the October meeting is to make a platter. Platter, Open group minimum diameter 250mm, height max 10% of the diameter, no other restrictions. Novice and Intermediate maybe smaller than 250mm but the 10% height restriction still applies. No other restrictions.

Stay Sharp
Rick Hillier

NOTICES

ACCESS TO THE WEB SITE

Could you all please note that for access to our website you just need the password and no longer need to create a user ID.

CARBATEC 15% OFF

Paid up members of Koonung Woodturning Guild are eligible for 15% discount at CarbaTec. You will be issued with a card when subs are paid.

Monday Night Discussion Group

Although the Monday night Group is well attended we would like to encourage more members to join in, especially our newer members.

The discussions are aimed at helping new and experienced turners to solve problems, improve techniques and finishing objects to obtain very high level of finish.



Wednesday Group

The Wednesday Group is well attended with 5 or 6 turners most days.

Thursday Group

If you know of anyone interested in learning wood turning please encourage them to come to our Thursday session of some expert tuition.

To ensure mentors are not turning up to find that no one is coming to turn, a “WhatsApp” group has been formed so you are asked to opt in for the Thursday Group



UPCOMING EVENTS

- **June Meeting:**

A shed visit has been organised for the June meeting, the details are as follows:

Commencing at 9.30.

Meeting at Richard Braun's shed at 50 Old Lilydale Rd Ringwood East Melway Map 50 ref D5.

Followed by Gary Jenvey's Shed at 4 The Pass Croydon Melway Map 50 ref F7.

Gary will be providing morning tea and you will also have a chance to walk around his garden.

For those who would like to carpool please meet at the carpark opposite the cottage by 9.00AM sharp.

- **July Meeting:**

Graham Besley will be talking about the bowl reimagined. He will be showing us how, by taking a bowl cutting it and putting the pieces back together other forms can be made.

- **August Meeting:**

This will be our annual general meeting



**KOONUNG WOOD TURNING GUILD -
COMMITTEE MEMBERS WANTED FOR 2022 - 23.**

**HAVE YOU GOT LOTS OF IDEAS? ARE YOU
READY TO WORK IN A TEAM TO MAKE THESE
IDEAS A REALITY? ARE YOU ENTHUSIASTIC,
POSITIVE, AND PROACTIVE PERSON BETWEEN
THE AGE OF 20 - 100 YEARS THEN THIS MIGHT
BE FOR YOU.**

**CONTACT RICK, GRAHAM OR GARY TO
NOMINATE**



2023 Events

It's great that clubs are able to make plans for events again. If your club is planning an event during 2023 (and beyond) - or you know of other activities that would be of interest to fellow Woodies - we're happy to include it on the listing (but please give plenty of notice). Lots of members travel and are interested to know about event that might be on when they are in that area.

- The **Gympie Rotary Heritage Makers Fair and Quilt and Craft Spectacular** will be held on **1 - 2 July 2023**, at the Gympie Pavilion and Showgrounds. Over 60 heritage artisans will be demonstrating, exhibiting, sharing knowledge all weekend in 5 diverse onsite venues and there is a dedicated Woodcraft Arena. It looks like there will be something for everyone! Further information [here](#)

- Encouraged by the success of last year's event, the **Berwick District Woodworkers Club Inc.** is again conducting its annual exhibition and sale of members' woodwork, on 7, 8 & 9 July 2023 (Friday 5pm – 8pm), Saturday and Sunday 8 & 9 July 2023 (9am – 5pm daily). Held in the Club's clubrooms and workshop in the grounds of The Old Cheese Factory, 34 Homestead Rd., Berwick, this year's Expo will display a broad range of members' woodwork, some of which will be for sale. We will also have a dedicated Sales area, where members will be offering non-exhibition pieces for sale as well as a selection of woodcarving and turning blanks. A number of live demonstrations will run during the Expo, including wood turning, rocking horse making, band saw, scrollsaw, toy making, carving, and pyrography. A chain saw sculptor will be in action outside the clubrooms, and there will also be a kid's corner and drinks available. We will also be conducting our popular monthly Farmer's Market on the Saturday morning till 1pm, So it promises to be another great weekend, and we would love to see you there. For further information and queries, contact John McMahon 0437 096 840. A flyer is attached.
- **Goulburn Valley Woodworkers** are holding their 31st Annual Woodshow on **28 & 29 October 2023**, 9 am - 4 pm at the Multipurpose Pavilion: Shepparton Showgrounds High Street Shepparton. Demonstrations of carving, box-making, resin art, turning, scroll sawing, pyrography and more. Items for purchase, including milled timber. Event Coordinator: Len Taylor 0458 777 901 Club President: Emily Slaughter 0488 242 699 Email: gvwoodworkers.show@gmail.com Website: <https://www.gvwoodworkers.com.au/>

Timber, Tools and Artisan Shows 2023

Melbourne - Melbourne Showgrounds 11th-13th August 2023

Brisbane - Brisbane Showgrounds 15th-17th September 2023

Canberra - Exhibition Park (EPIC) 3rd-5th November 2023

Hobart - early 2024

Further information from [their website](#)

KWTG Attire

Time to update your old worn out KWTG polo or coat, get your first one so you do not stand out at meeting or simply update your old one.



We are currently looking to make available KWTG Polo's and Polar Fleece Zip up Jackets and are looking to see how many we need to order.

Polo's - \$30 and Polar Fleece - \$55.

Email Neale @ neale_rees@hotmail.com or see him at the next meeting.



Forest Edge Experience

2023

Friday 4th to Sunday 6th August 2023

Address: CYC Camp : 405 McKenzie Rd, Neerim East, Victoria 3831

Payments –\$220 per person – to Bendigo Bank Account Name: Forest Edge Experience
BSB: 633000, acc #: 159966662

Bring your woodturning, tools and have a great weekend! (or carving, scrolling or pyrography if you are into that!)

Partners are welcome and there is room to be crafty – knit and chat, make cards, sew something or relax.

The surroundings are picturesque - The accommodation is heated –

Included - all food and accommodation (purpose built camp see www.forestedge.cyc.org.au for pictures)

- all beds have a doona and pillow -

BYO towels, sense of humour and jumpers!

Please forward the following details for the camp to

MARY – email: lakeviewmary@gmail.com or phone 0439312318 with any questions.

Name(s):

Contact details:

Address.....
.....

Best Phone:

Email:

Relevant Medical Conditions:

Food allergies:

Amount paid \$

Date Paid\$


SHOW AND TELL

Bruce Black - showed us 2 bowls, one made from She Oak the other from Blue Gum. Both bowls were finished with Danish Oil.



Val Dalsanto brought us 4 various items, a weed pot, 2 lidded containers and a 3 sided pivoting jewellery box. All pieces made from various timbers and finished with Danish Oil.

Ian Absalom showed 2 pieces a very complex lidded container with an ebonies finial and a rectangular box with a lid made from a piece of decking timber with a very unusual grain. Ian sliced the decking board (horizontally) and book matched the board to make a very distinctive lid.



The number of items and contributors to Show and Tell has been dwindling recently. While we know it has been rather cold and maybe not so pleasant in the shed could you please make an effort to bring an item along even if it something you made previously

PRESIDENT'S CHALLENGE

The President's Challenge was:

- Advanced turners 3 or more Stackable Boxes
- Intermediate Turners 2 Stackable Boxes
- All other turners a Lidded Box

Size, shape, use, timber is all up to the individual turner.



The winner of the Novice Division was Tim Denyer, Tim made this lovely lidded box



Bruce Black won the Intermediate Division with this well produced 2 level lidded box.

Here he is receiving his prize from the president



Rick Hillier won the Advanced Division with this lovely 3 level lidded box.

Here is the president receiving his prize from yours truly



Congratulations to all those who entered the Challenge, there were many very exceptional entries.

A new Presidents challenge which will be due at the October meeting is to make a platter. Platter, Open group minimum diameter 250mm, height max 10% of the diameter, no other restrictions. Novice and Intermediate maybe smaller than 250mm but the 10% height restriction still applies. No other restrictions.



THE NOVICE ENTRIES



THE INTERMEDIATE ENTRIES

THE ADVANCED ENTRIES OUR GUEST SPEAKER


EAN CALDWELL FROM THE DONCASTER CAMERA CLUB




Ean Caldwell's talk on tips for photographing you turned objects was extremely interesting and I am sure we all learned a little bit more about the capabilities of our phone's camera.

He covered the following points:

- Taking the photo
- Lighting
- Focus
- Composition



Ean stressed the point that it was important to bathe your object in light by using reflective surfaces such as white or silver surfaces like cardboard or fabrics.



He also demonstrated a portable light box which can be purchased in store or on line at a very reasonable price. The light box had a built in LED light source which could be operated by remote control to produce different effects and light colours



If you have a horizon line ie. a line where a horizontal plane meets a vertical plane Ean stressed the importance of it being level, otherwise it becomes a distraction and it takes the eye away from the object you are presenting.

Ean suggested that you could do away with the horizon line by using white fabric or paper draped (see right) this will eliminate the horizon line



Perspective: Hold the camera or phone vertically to avoid distortion of your object you are photographing. He also suggested that you use the zoom function to increase or decrease the depth of field.

With a digital camera or phone take a number of pictures from slightly different positions, then you can select the shots you want to keep and delete the others. You can then crop and edit your final photographs to show your product at its best.

You can experiment with many other techniques such as a black or coloured background and a directional light source. You could stand your object on a high gloss base to get a reflection of the object.

